

Ma

KEY STAGE

2

LEVEL

6

# Mathematics

## Paper 1

Calculator **not** allowed

First name						
Middle name						
Last name						
Date of birth	Day		Month		Year	
School name						
DfE number						

2015

[BLANK PAGE]

Please do not write on this page.

# Instructions

You **may not** use a calculator to answer any questions in this paper.

Work as quickly and as carefully as you can.

You have **30 minutes** for this test.

If you cannot do one of the questions, **go on to the next one**.

You can come back to it later, if you have time.

If you finish before the end, **go back and check your work**.

**Follow the instructions for each question carefully.**



This shows where you need to put the answer.

If you need to do working out, you can use any white space on a page.

Do not write over any barcode.

**Some questions have an answer box like this:**

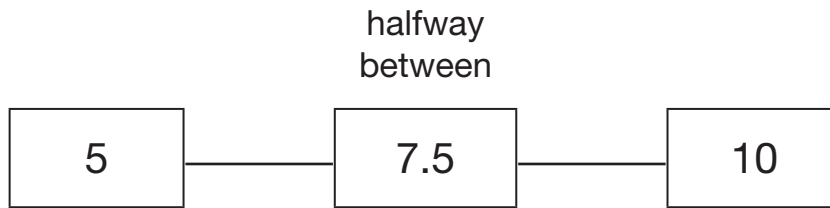


For these questions you may get a mark for showing your working.

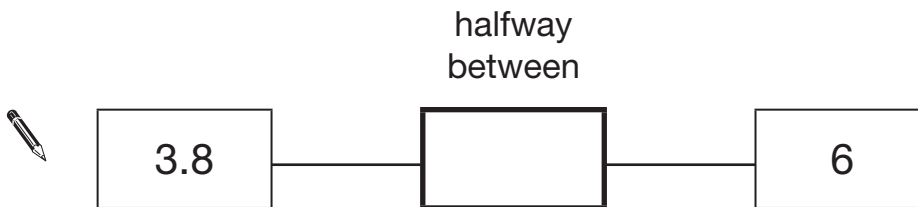


1

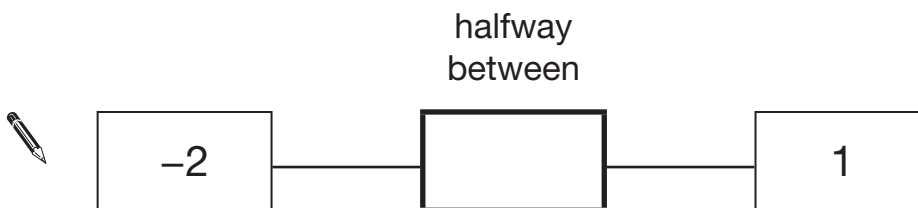
The number 7.5 is halfway between 5 and 10



Write in the missing numbers.



1 mark



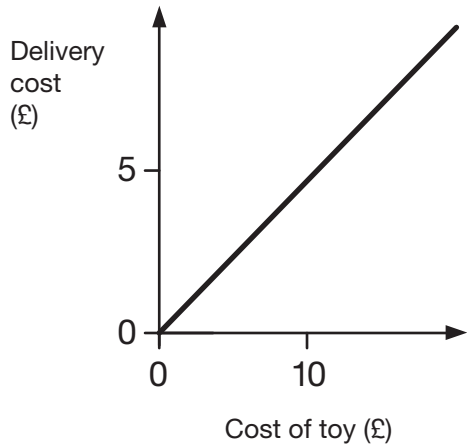
1 mark

2

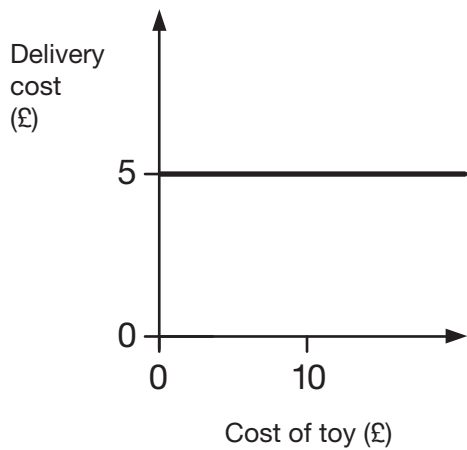
Two companies sell toys online. They charge to deliver.

Describe the delivery cost of the second company.

The first company is done for you.



The more a toy costs, the more  
the delivery costs.



---

---

---

---

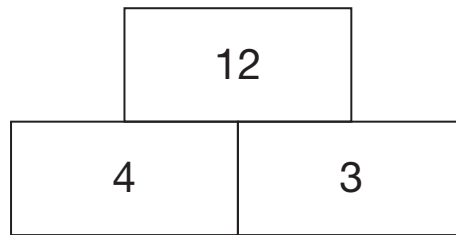
---

1 mark

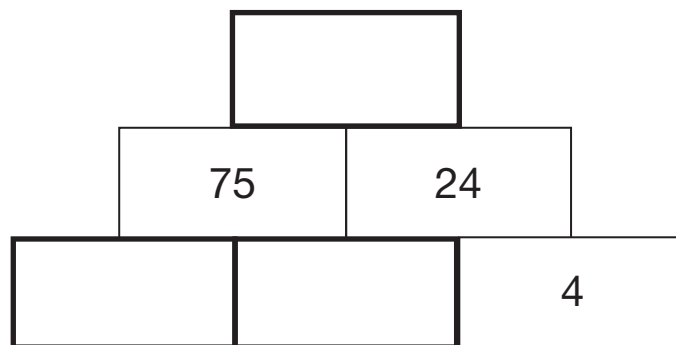


3

In this tower, two numbers are **multiplied** to give the number above.



Write the missing numbers in the tower below to make it correct.




2 marks

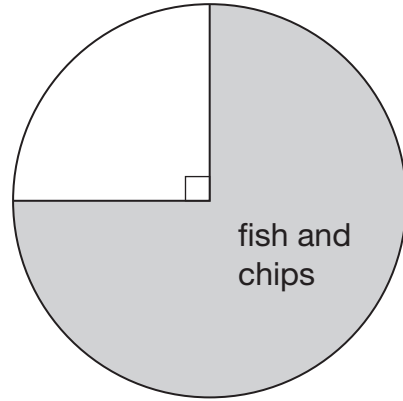
4

200 girls and 100 boys were asked about their favourite meal.

These pie charts show the results.



200 girls



100 boys

Look at the pie charts.

For each statement put a tick (✓) if it is true or a cross (✗) if it is false.



Three-quarters of the boys chose fish and chips.

Three times as many boys as girls chose fish and chips.

Altogether, half of the children chose fish and chips.

25 more boys than girls chose fish and chips.

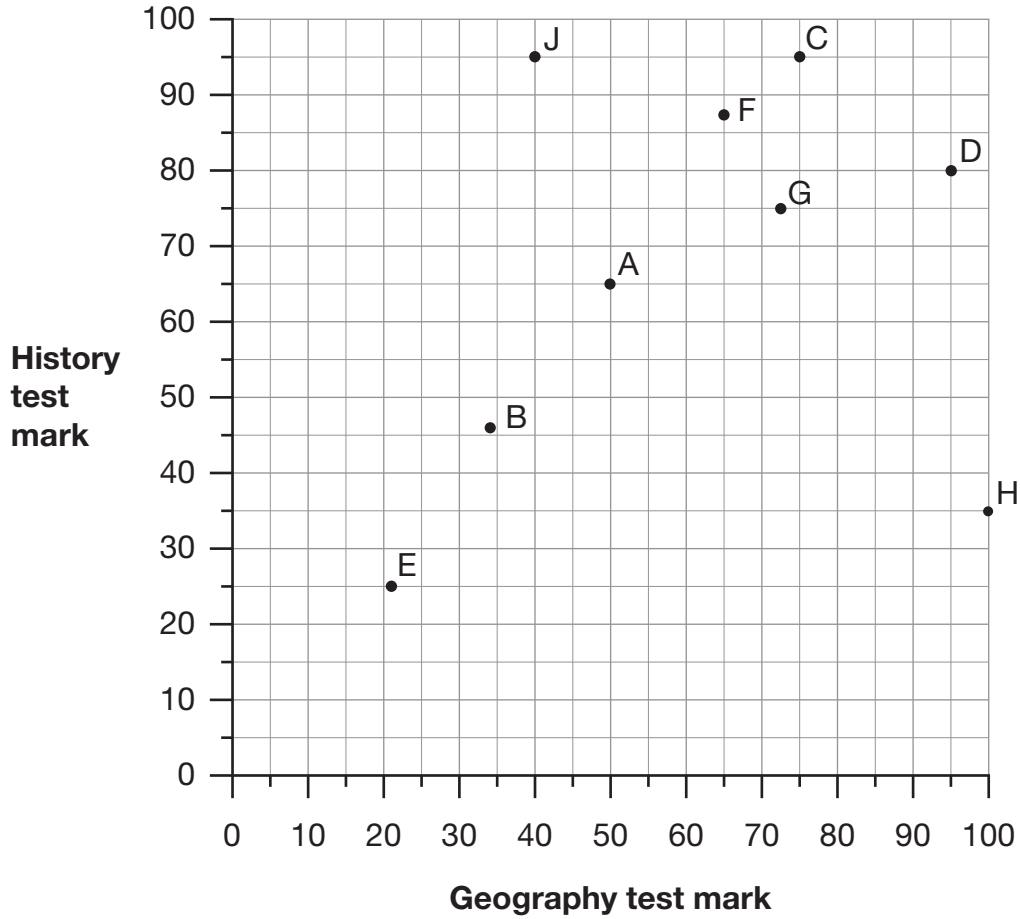
2 marks



5

The scatter graph shows the test results for nine children.

Each letter stands for one child.



(a) What is the **range** of history marks for these children?



1 mark

(b) What is the **median** geography mark for these children?



1 mark





6

Here is an equation.

$$k = 100 - 4n$$

- (a) Find the value of  $k$  when  $n = 60$



$k =$

1 mark

- (b) Find the value of  $n$  when  $k = 99$



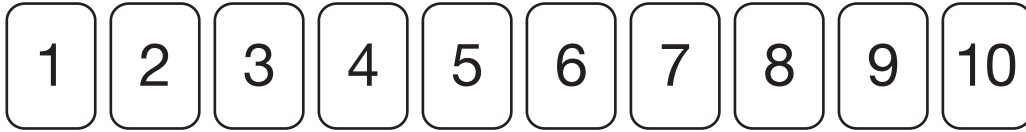
$n =$

1 mark



7


Anna has 10 number cards in a bag.



She is going to take out one of the cards at random.

- (a) The probability that the number will be a **factor of 14** is  $\frac{3}{10}$

Explain why.



1 mark

- (b) Using the same number cards complete the sentence below.

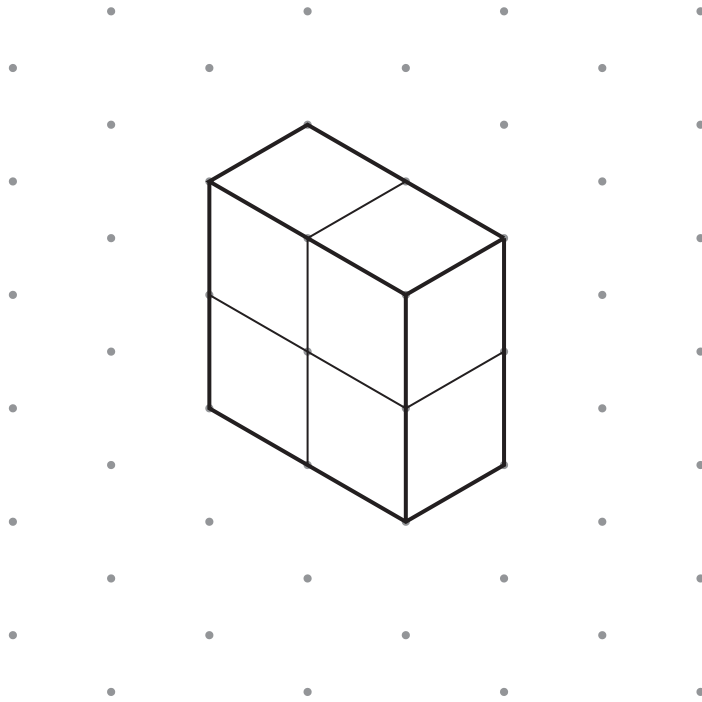


The probability that the number will be a **factor of** \_\_\_\_\_ is  $\frac{2}{5}$

1 mark

8

Megan uses four cubes to make this cuboid.



Then she takes one cube away, leaving the other cubes where they are.

Draw what the new shape could be.




1 mark

9

20% of the children in a sports club play tennis.



25% of the children who play tennis **also** play rounders.



There are 8 children in the club who play **both** tennis and rounders.

How many children are there in the sports club **altogether**?



Show  
your  
working

2 marks

10

$$\frac{1}{4}$$

$$\frac{1}{5}$$

$$\frac{1}{10}$$

$$\frac{1}{20}$$

$$\frac{1}{40}$$

Use three of these fraction cards to complete the sum below.



$$\square + \square + \square = \frac{1}{2}$$

1 mark


11

The **area** of this square is  $36\text{ cm}^2$ .



Not actual size

The square is cut into quarters to create 4 identical rectangles.



What is the **perimeter** of **one** of the small rectangles?




Show  
your  
working

2 marks

**12**Anna has four **different** triangles.

Complete the table to show the size of the angles in each triangle.

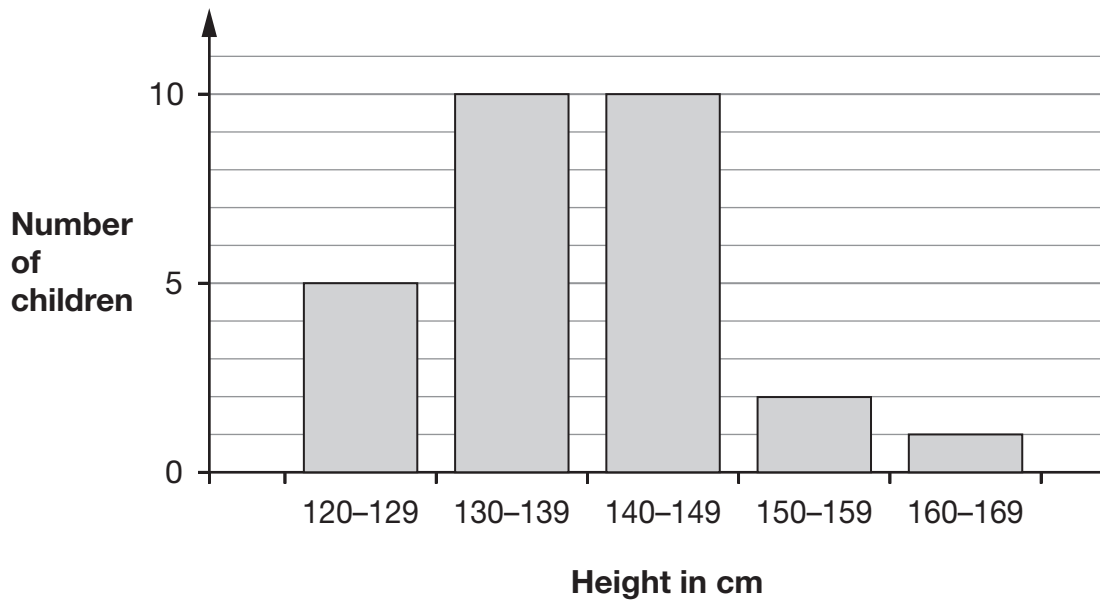


Type of triangle	Angle 1	Angle 2	Angle 3
Isosceles	90°		
Right-angled	80°		
Isosceles	70°		
Isosceles	70°		

2 marks

13

The graph shows the heights of 28 children in Alfie's class, to the nearest centimetre.



Alfie is 153cm tall.

He says,

***'Only one person in my class is taller than I am.'***

Emma says,

***'You can't tell this from the graph.'***

Explain why Emma is correct.



1 mark



14

Solve this equation.

$$7y + 12 = 5y + 40$$



Show  
your  
working

$y =$

2 marks



[END OF TEST]

Please do not write on this page.

[BLANK PAGE]

Please do not write on this page.





2015 key stage 2 level 6 mathematics test: paper 1 - calculator not allowed  
Print version product code: STA/15/7219/p ISBN: 978-1-78315-421-0  
Electronic PDF version product code: STA/15/7219/e ISBN: 978-1-78315-448-7

### For more copies

Additional printed copies of this booklet are not available. It can be downloaded from [www.gov.uk/government/publications](http://www.gov.uk/government/publications) from Tuesday 7 July.

© Crown copyright and Crown information 2015

### Re-use of Crown copyright and Crown information in test materials

Subject to the exceptions listed below, the test materials on this website are Crown copyright or Crown information and you may re-use them (not including logos) free of charge in any format or medium in accordance with the terms of the Open Government Licence v3.0 which can be found on the National Archives website and accessed via the following link: [www.nationalarchives.gov.uk/doc/open-government-licence](http://www.nationalarchives.gov.uk/doc/open-government-licence). When you use this information under the Open Government Licence v3.0, you should include the following attribution: "Contains public sector information licensed under the Open Government Licence v3.0" and where possible provide a link to the licence.



### Exceptions - third party copyright content in test materials

You must obtain permission from the relevant copyright owners, as listed in the '2015 key stage 2 test materials copyright report', for re-use of any third party copyright content which we have identified in the test materials, as listed below. Alternatively you should remove the unlicensed third party copyright content and/or replace it with appropriately licensed material.

### Third party content

These materials contain no third party copyright content.

If you have any queries regarding these test materials contact the national curriculum assessments helpline on 0300 303 3013 or email [assessments@education.gov.uk](mailto:assessments@education.gov.uk).

